








Getting started with your new puppy!

Top tips for settling your puppy into his new home!

-  Regular meals make toilet training easier and more predictable. Bring him out after meals, sleeps and playtime - he'll most likely need to go then! Be sure to reward him when he goes in the garden! Accidents will happen! Don't scold if you find a puddle, he won't know why he's being given out to. Crate training is a very effective way to train puppies and we often recommend it.
-  Don't bring him to public places or to meet other dogs until he is fully vaccinated. He does not need to be in direct contact with a sick dog to contract nasty life threatening diseases, like parvovirus.
-  Once he is vaccinated be sure to introduce him to everything and everyone! The period from 10-16 weeks old is a very important time in a puppy's development so make sure he socialises lots during this time!
-  If he play bites alot replace your hand or foot with a soft toy. It's normal for puppies to chew while they are teething but we don't want them to get used to chewing people! If play biting gets out of hand allow him time alone to cool down! Once he has calmed you can resume play.
-  Basic commands like 'sit' take two weeks before they are learned. So for those first two weeks we need to give a treat and lots of praise every time they do what we ask. After that we need to be less predictable! Use praise instead of treats. The unpredictability of getting a treat makes for a more obedient dog in the long run!



Carton Veterinary Clinic
Tel: 01 629 1949
Email: carton@myvet.ie

Hermitage Veterinary Clinic
Tel: 01 601 0060
Email: hermitage@myvet.ie

Firhouse Veterinary Clinic
Tel: 01 414 0830
Email: firhouse@myvet.ie




www.myvet.ie

Puppy Wishlist

- ✓ Comfy bed
- ✓ Collar and lead
- ✓ Food and water bowls
- ✓ Toys (that are safe to chew)
- ✓ Puppy food
- ✓ Puppy treats
- ✓ Car harness
- ✓ Poop bags

 follow us on facebook

How to keep your puppy safe and healthy!



Prevent contagious diseases by vaccinating regularly!

Vaccination

- ☐ 6 - 8 weeks old: 1st Vaccination
- ☐ 10 weeks old: 2nd Vaccination
- ☐ 10 weeks old: Canine Cough Vaccination
- ☐ 15 months old: 1st Annual Booster



Don't lose me
- Microchip me!

If your pet is ever lost your chances of finding him are significantly improved if he has been microchipped.

Quick, simple and inexpensive

Microchip

Neutering

It's nice to neuter

Prevent unwanted pregnancies and straying, as well as certain cancers and disease by neutering early. We advise neutering female and male dogs at 6 months old!



Which food is best?

Keep him healthy by feeding him a good quality complete dry puppy food and plenty of fresh water! We recommend Royal Canin and Hills pet foods!

ROYAL CANIN




Worming

Prevent roundworm, lungworm and tapeworm with regular treatment!

worming schedule:

- ☐ 8 weeks
- ☐ 10 weeks
- ☐ 12 weeks
- ☐ 16 weeks
- ☐ 20 weeks
- ☐ 24 weeks
- ☐ at least every 3 months for life



Ask the vet which worming treatment is best. Beware of supermarket wormers which are often ineffective.

Flea, Mite & Tick treatment

Stop him getting itchy bites!



Use spot on treatments monthly to prevent unwelcome visitors like fleas, ticks and mites!

These bugs are difficult to kill!
Beware of supermarket spot ons, often costly and don't kill fleas. We have the most effective treatments available at the best prices!

Insurance & Pet Health Club

Plan for the future!

Pets cost money - food, vaccines, vet care, toys and lots more! Veterinary care has advanced so much in recent years - orthopaedic and cataract surgery are commonplace for pets now!

Spread your routine vet care costs over 12 months with **Pet Health Club** membership. For unexpected veterinary bills consider **pet insurance**.

